

深圳市祥云飞武科技有限公司

Shenzhen City XiangYunFeiWu Technology CO.,LTD

FIBER OPTIC DATA LINK

DATA SHEET

MODEL NO : DLR1163-NZ

DATE : 2012-07-18

VERSION : A.0

DEVICE NO. : GM-FS-RD-287

CUSTOMER	DESIGNER	CHECKER	APPROVER

深圳市祥云飞武科技有限公司

Shenzhen City XiangYunFeiWu Technology CO.,LTD

Features

- High PD sensitivity for red light
- High speed up to 16 Mbps
- Low power consumption and current dissipation
- +3~+5V power source

Descriptions

The light receiving unit is a standard-package product with connector and opto-electric component packaged with PD and I/V amplifier IC. The function of unit changes the light signal into electric signal.

The unit is operated at +3~+5V and the input signal is TTL compatible. The DLR1163-NZ has a maximum operating speed of 16 Mbps.

Applications

- Audio equipment
- Digital optical data link
- MD
- Sound card

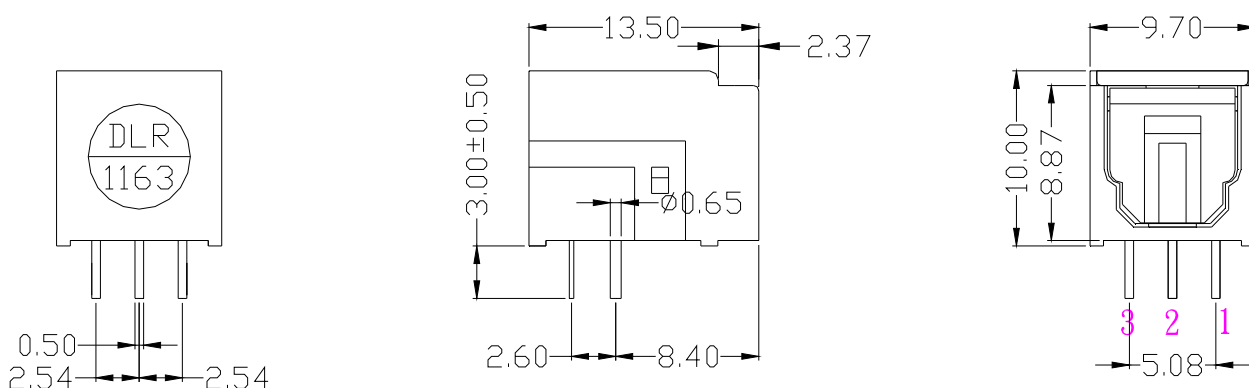
Device Selection Guide

Chip		Operating Voltage (Vcc)	Dissipation Current(mA)	Fiber Coupling Light Output (dBm)		
IC Material	LED λ p(nm)			Typ.	Min.	Typ.
Si	650	2.7~5.5	6.5	-24	-	-14.5

深圳市祥云飞武科技有限公司

Shenzhen City XiangYunFeiWu Technology CO.,LTD

Package Dimensions



- Notes:** 1.All dimensions are in millimeters.
2.General Tolerance:±0.2mm

Pin Function

1. Vout
2. GND
3. Vcc

Absolute Maximum Ratings(Ta = 25°C)

Parameter	Symbol	Rating	Unit
Supply Voltage	Vcc	5.5	V
Storage Temperature	Tstg	-30 to 80	°C
Operating Temperature	Topr	-20 to 70	°C
Soldering Temperature	Tsol	260*	°C

* Soldering time ≤ 5s / 2 times.

*Don't touch flux soldering and white Gas

深圳市祥云飞武科技有限公司

Shenzhen City XiangYunFeiWu Technology CO.,LTD

Electro-Optical Characteristics

Parameter	Symbol	Conditions	MIN.	TYP.	MAX.	Unit
Operating Voltage	V _{cc}	-	2.7	-	5.5	V
Peak Detective Wavelength	λ_p	-	-	650	-	nm
Transfer Speed		NRZ signal	0.1	-	16	Mbps
Receiving Distance		Using APF	0.2	-	20	m
Pulse Width Distortion	Δtw	16Mbps NRZ Signal	-20	-	20	ns
Input Light power	P _i	*1	-24	-	-14.5	dBm
Dissipation Current	I _{cc}	*2	-	6	10	mA
High Level Output Voltage	V _{OH}		2.4	-	-	v
Low Level Output Voltage	V _{OL}		-	-	0.4	v
Rise Time	t _r	*3	-	-	25	ns
Fall Time	t _f	*3	-	-	25	ns
Low→ High propagation delay time	t _{PLH}	*3	-	-	100	ns
High→ Low propagation delay time	t _{PHL}	*3	-	-	100	ns
Jitter time	Δt_j	*3	-	1.5	15	ns

The DLR1163-NZ light receiving unit satisfies EIAJ CP-1201 digital audio interface standard.

深圳市祥云飞武科技有限公司

Shenzhen City XiangYunFeiWu Technology CO.,LTD

Reliability Test Items

No.	Item	Test Condition	Test Hour/Cycle	Samples	Number (n) Failure (c)
1	Soldering Heat	260°C±5°C	5 sec./2times	22	n=22, c=0
2	High temp. & Hum. storage	Ta=40°C, 90%RH	500	22	n=22, c=0
3	High temp. storage	Ta=80°C	500	22	n=22, c=0
4	Low Temp. storage	Ta=-30°C	500	22	n=22, c=0
5	Temp. cycling	-30°C ~ 80°C (30min) (5min) (30min)	20	22	n=22, c=0
6	High Temp. Operation life	Ta=60°C, Vcc=5V ON	500	22	n=22, c=0
7	Repeated operation	500 times	Coupling force < 2 kg 0.4kg<Detaching force <2kg	22	n=22, c=0
8	Terminal Strength(tension)	Weight: 500 g 30 sec./each terminal		22	n=22, c=0
9	Terminal Strength(bending)	Weight: 500 g 2 times/each terminal		22	n=22, c=0
10	Mechanical Shock	Acceleration: 1000m/s ² Pulse width: 6 ms 3 times/ X,Y,Z direction		22	n=22, c=0
11	Vibration	Frequency range: 10~55 Hz /sweep 1 min Overallamplitude:1.5 mm 2H./X,Y,Z direction		22	n=22, c=0

I_{cc} (dissipation current): CURRENT ATTENUATE DIFFERENCE < 20%

T_{PLH} (propagation L→H delay time): DELAY TIME DIFFERENCE < 20%

T_{PHL} (propagation H→L delay time): DELAY TIME DIFFERENCE < 20%

T_r (rise time): TIME DIFFERENCE < 20%

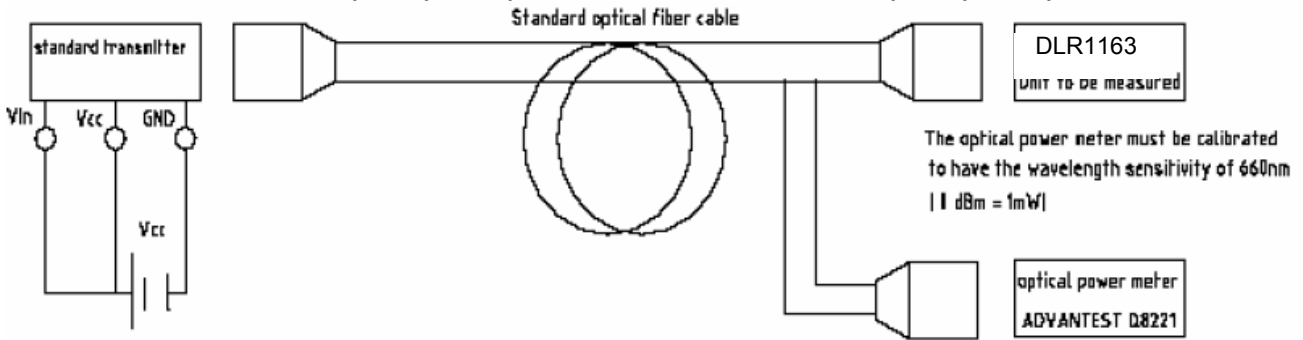
T_f (fall time): TIME DIFFERENCE < 20%

深圳市祥云飞武科技有限公司

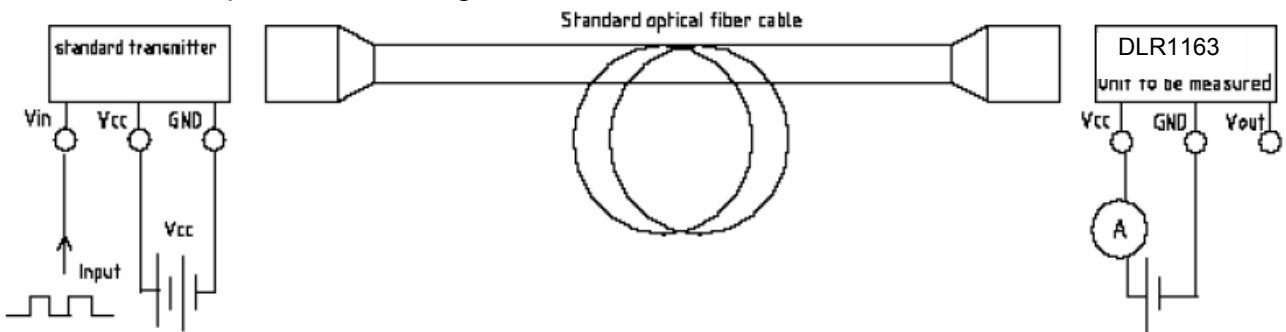
Shenzhen City XiangYunFeiWu Technology CO.,LTD

Measuring Method

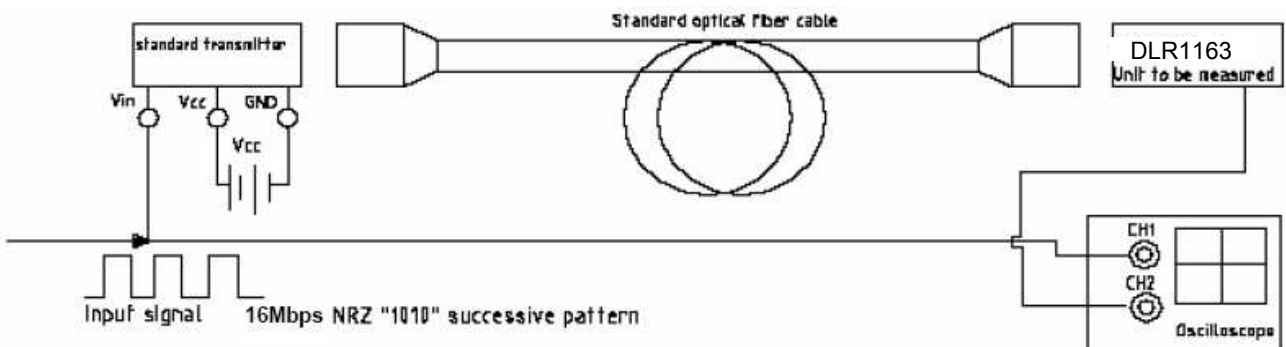
*1 Maximum receiver input optical power/Minimum receiver input optical power



*2 Current dissipation measuring method



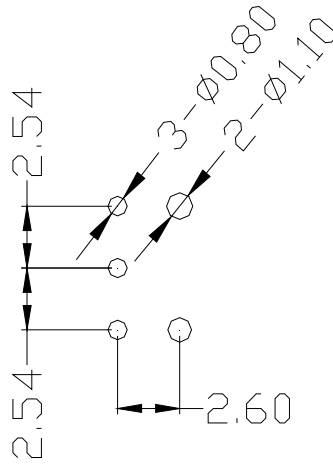
*3 Pulse response and jitter measuring method



深圳市祥云飞武科技有限公司

Shenzhen City XiangYunFeiWu Technology CO.,LTD

PCB Layout For Electrical Circuit



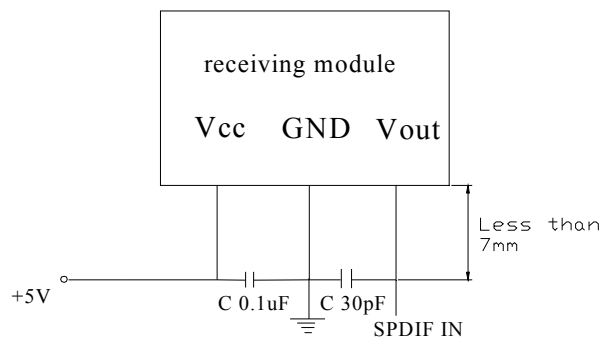
Notes:

1. Unit: mm
2. Unspecified tolerance: $\pm 0.3\text{mm}$
3. Substrate Thickness: 1.6mm

Precautions for Using Method

1. Connect a by-pass capacitor (0.1 μF) close to the DLR1163-NZ within 7 mm of the unit lead frame.
2. Connect a by-pass capacitor (30pF) between GND and Vout avoid loading effect.

These devices are sensitive to ESD. Precautions while handling these devices. These

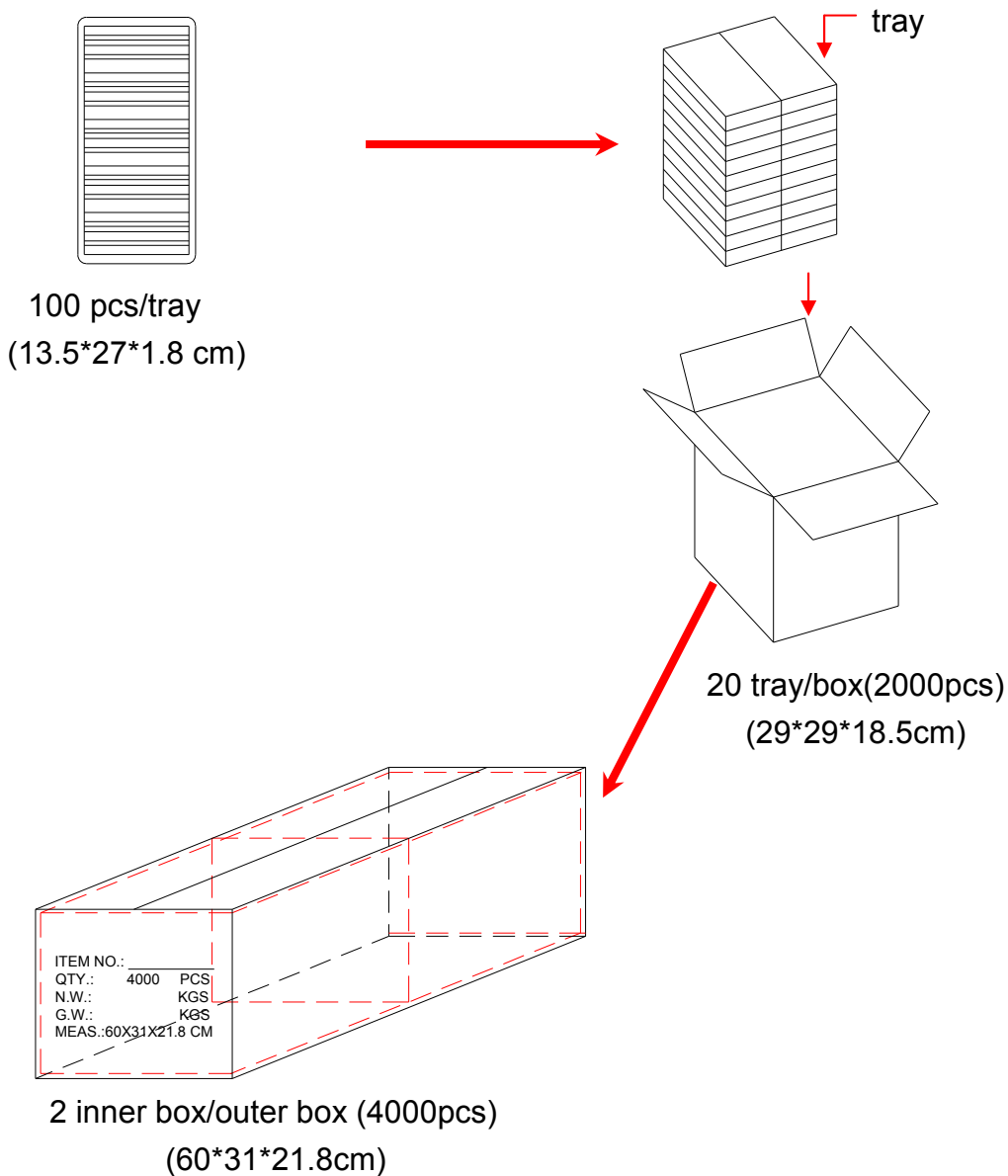


深圳市祥云飞武科技有限公司

Shenzhen City XiangYunFeiWu Technology CO.,LTD

Package

Item	Quantity	Total	Size (long*width*high)
Tray	100	100 pcs	13.5*27*1.8cm
Inner box	20 tray/box	2000 pcs	29*29*18.5 cm
Outer box	2 inner box/outer box	4000 pcs	60*31*21.8 cm



深圳市祥云飞武科技有限公司

Shenzhen City XiangYunFeiWu Technology CO.,LTD

REV	DESCRIPTION	RELEASE DATE