

深圳市祥云飞武科技有限公司  
shenzhen city xiangyunfeiwu technology CO.,LTD

FIBER OPTIC DATA LINK DATASHEET

MODEL NO. : DLR1111

DATE : 2010-06-01

VERSION : A.0

DEVICE NO. : GM-FS-RD-052

CUSTOMER	DESIGNER	CHECKER	APPROVER

**Features**

- High PD sensitivity for red light
- High speed up to 16 Mbps
- Low power consumption and current dissipation
- +3~+5V power source

**Descriptions**

The light receiving unit is a s component packaged with PD ar into electric signal.

The unit is operated at +3~+5V a maximum operating speed of 1



ric  
signal

111 has



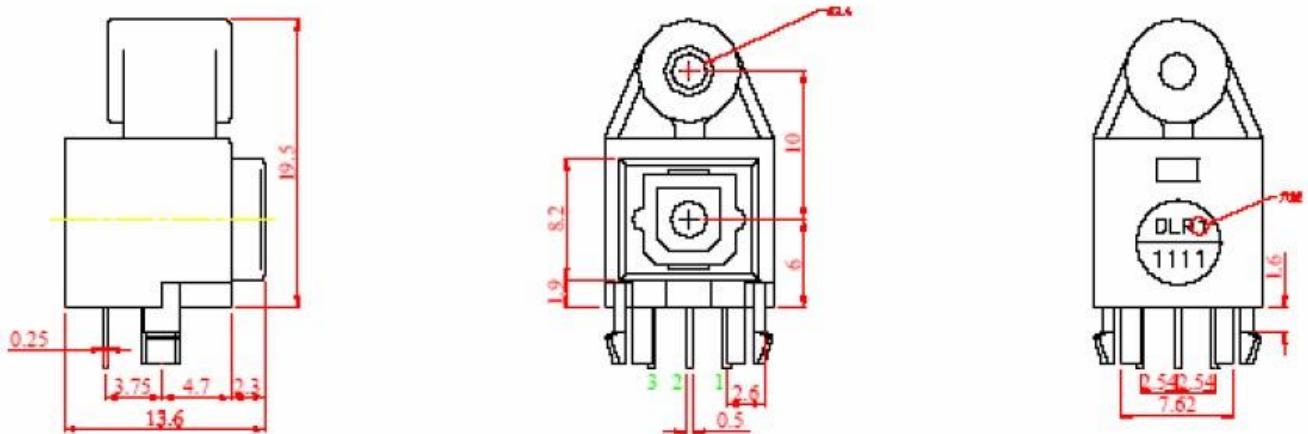
**Applications**

- Audio equipment
- Digital optical data link
- MD
- Sound card

**Device Selection Guide**

Chip		Operating Voltage (Vcc)	Dissipation Current(mA)	Fiber Coupling Light Output (dBm)		
IC Material	LED $\lambda$ p(nm)			Typ.	Min.	Typ.
Si	700	2.7~5.5	6.5	-24	-	-14.5

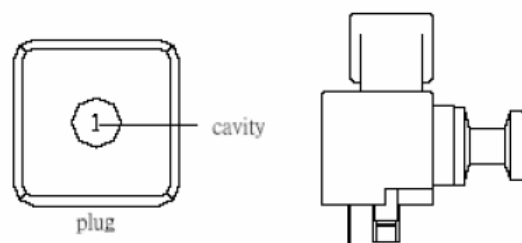
## Package Dimensions



- Notes:** 1.All dimensions are in millimeters.  
2.General Tolerance:±0.2mm

## Pin Function

1. Vout
2. GND
3. Vcc



## Absolute Maximum Ratings( Ta = 25°C )

Parameter	Symbol	Rating	Unit
Supply Voltage	Vcc	5.5	V
Storage Temperature	Tstg	-30 to 80	°C
Operating Temperature	Topr	-20 to 70	°C
Soldering Temperature	Tsol	260*	°C

\* Soldering time ≤ 5s / 2times.

### Electro-Optical Characteristics

Parameter	Symbol	Conditions	MIN.	TYP.	MAX.	Unit
Operating Voltage	V <sub>cc</sub>	-	2.7	-	5.5	V
Peak Detective Wavelength	$\lambda_p$	-	-	700	-	nm
Transfer Speed		NRZ signal	0.1	-	16	Mbps
Receiving Distance		Using APF	0.2	-	20	m
Pulse Width Distortion	$\Delta tw$	16Mbps NRZ Signal	-20	-	20	ns
Input Light power	P <sub>i</sub>	*1	-24	-	-14.5	dBm
Dissipation Current	I <sub>cc</sub>	*2	-	6	10	mA
High Level Output Voltage	V <sub>OH</sub>		2.4	-	-	v
Low Level Output Voltage	V <sub>OL</sub>		-	-	0.4	v
Rise Time	t <sub>r</sub>	*3	-	-	25	ns
Fall Time	t <sub>f</sub>	*3	-	-	25	ns
Low → High propagation delay time	t <sub>PLH</sub>	*3	-	-	100	ns
High → Low propagation delay time	t <sub>PHL</sub>	*3	-	-	100	ns
Jitter time	$\Delta t_j$	*3	-	1.5	15	ns

The DLR1111 light receiving unit satisfies EIAJ CP-1201 digital audio interface standard.

深圳市祥云飞武科技有限公司  
shenzhen city xiangyunfeiwu technology CO.,LTD

**Reliability Test Items**

No.	Item	Test Condition	Test Hour/Cycle	Samples	Number (n) Failure (c)
1	Soldering Heat	260°C±5°C	5 sec./2times	22	n=22, c=0
2	High temp. & Hum. storage	Ta=40°C, 90%RH	500	22	n=22, c=0
3	High temp. storage	Ta=80°C	500	22	n=22, c=0
4	Low Temp. storage	Ta=-30°C	500	22	n=22, c=0
5	Temp. cycling	-30°C ~ 80°C (30min) (5min) (30min)	20	22	n=22, c=0
6	High Temp. Operation life	Ta=60°C, Vcc=5V ON	500	22	n=22, c=0
7	Repeated operation	500 times	Coupling force < 2 kg 0.4kg<Detaching force <2kg	22	n=22, c=0
8	Terminal Strength(tension)	Weight: 500 g 30 sec./each terminal		22	n=22, c=0
9	Terminal Strength(bending)	Weight: 500 g 2 times/each terminal		22	n=22, c=0
10	Mechanical Shock	Acceleration: 1000m/s <sup>2</sup> Pulse width: 6 ms 3 times/ X,Y,Z direction		22	n=22, c=0
11	Vibration	Frequency range: 10~55 Hz /sweep 1 min Overallamplitude:1.5 mm 2H./X,Y,Z direction		22	n=22, c=0

I<sub>cc</sub> (dissipation current): CURRENT ATTENUATE DIFFERENCE < 20%

T<sub>PLH</sub> (propagation L → H delay time): DELAY TIME DIFFERENCE < 20%

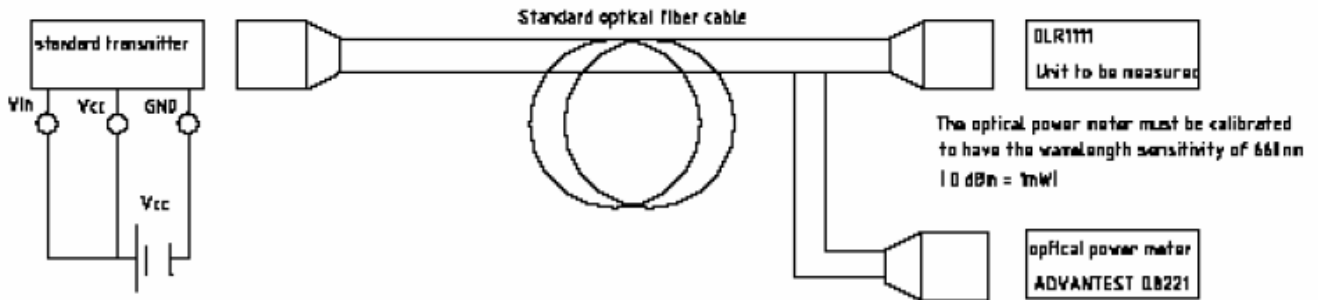
T<sub>PHL</sub> (propagation H → L delay time): DELAY TIME DIFFERENCE < 20%

T<sub>r</sub> (rise time): TIME DIFFERENCE < 20%

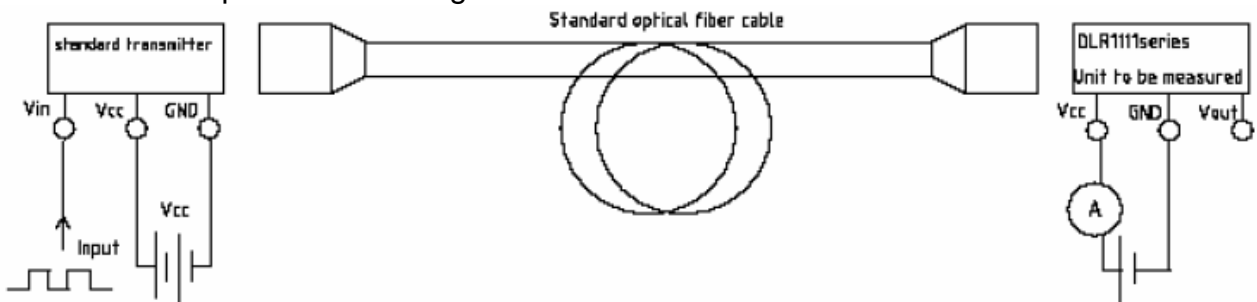
T<sub>f</sub> (fall time): TIME DIFFERENCE < 20%

## Measuring Method

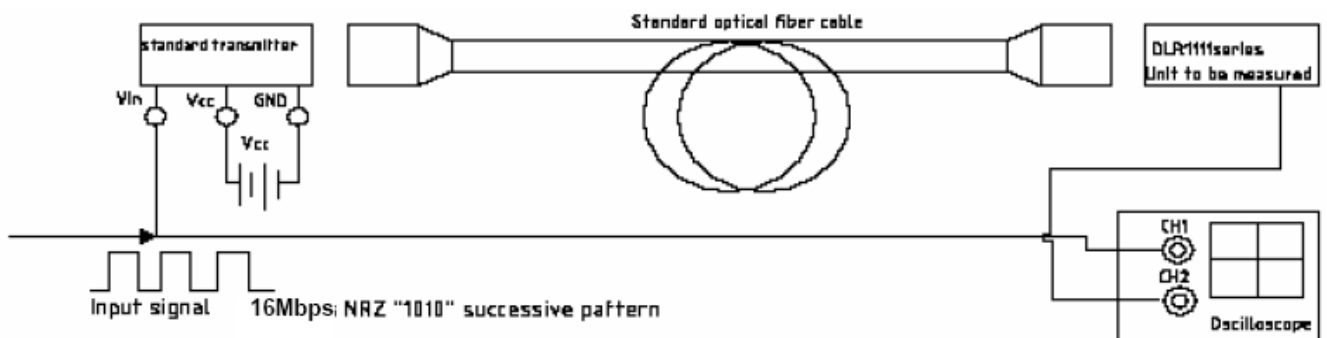
\*1 Maximum receiver input optical power/Minimum receiver input optical power



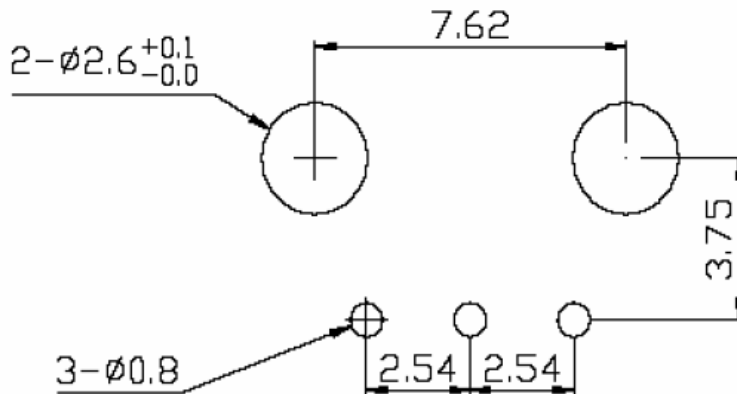
\*2 Current dissipation measuring method



\*3 Pulse response and jitter measuring method



## PCB Layout For Electrical Circuit

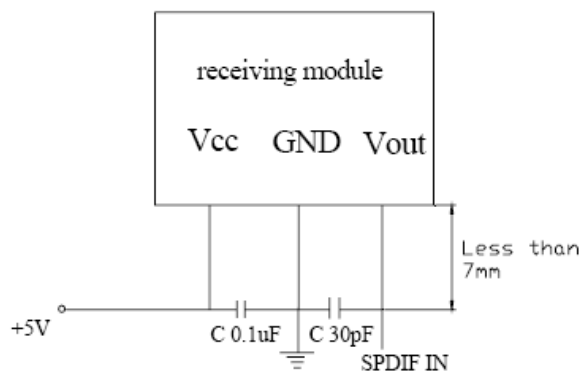


### Notes:

1. Unit: mm
2. Unspecified tolerance:  $\pm 0.3$ mm
3. Substrate Thickness: 1.6mm

### Precautions for Using Method

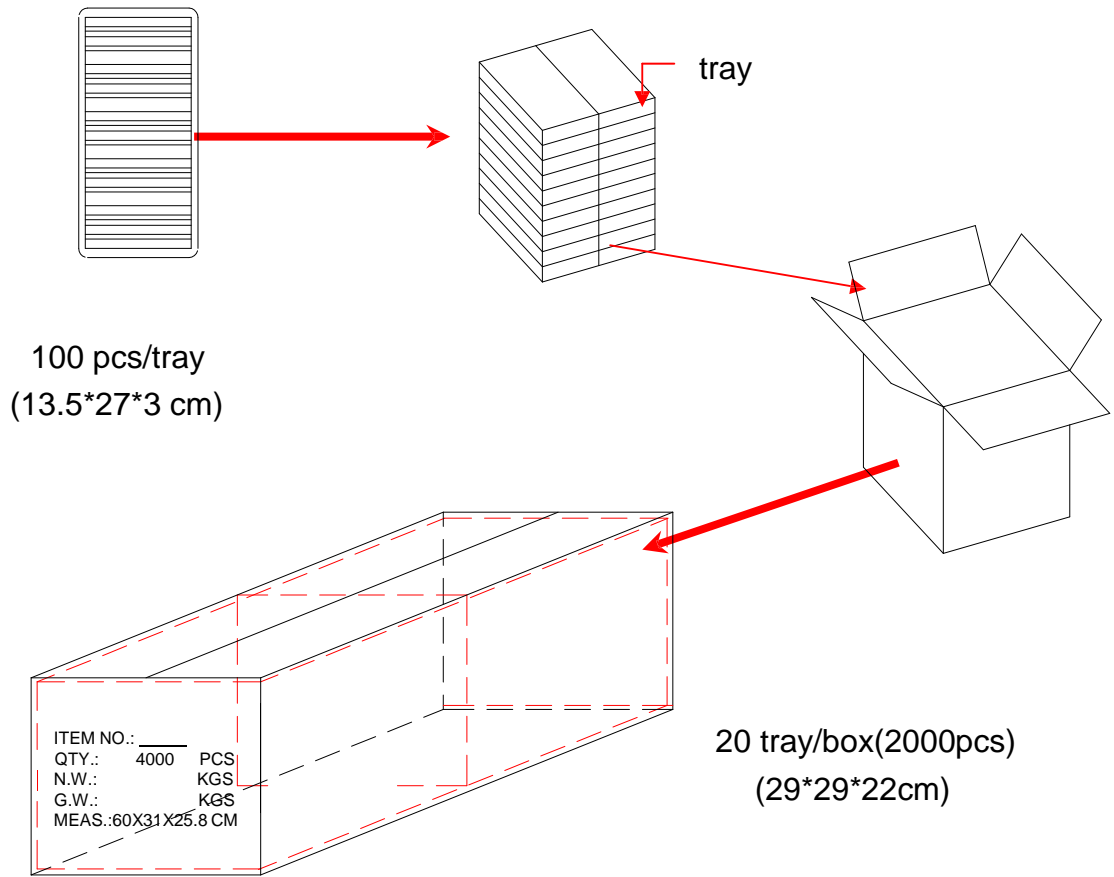
1. Connect a by-pass capacitor (0.1 $\mu$ F) close to the DLR1111 within 7 mm of the unit lead frame.
2. Connect a by-pass capacitor (30pF) between GND and Vout avoid loading effect.
3. Take proper electrostatic-discharge (ESD) precautions while handling these devices. These devices are sensitive to ESD.



深圳市祥云飞武科技有限公司  
shenzhen city xiangyunfeiwu technology CO.,LTD

**Package**

Item	Quantity	Total	Size (long*width*high)
Tray	1	100 pcs	13.5*27*3 cm
Inner box	20 tray/box	2000 pcs	29*29*22 cm
Outer box	2 inner box/outer box	4000 pcs	60*31*25.8 cm



2 inner box/outer box (4000pcs)(60\*31\*25.8cm)

REV	DESCRIPTION	RELEASE DATE